

**AVE GmbH**


Digitally Steerable Column Speaker  
**Ascolto**



**A.V.E. GmbH**

**Audio Vertriebs-  
Entwicklungsgesellschaft**

**Germany**



**Digitally  
Steerable  
Column  
Speaker**

**Ascolto**

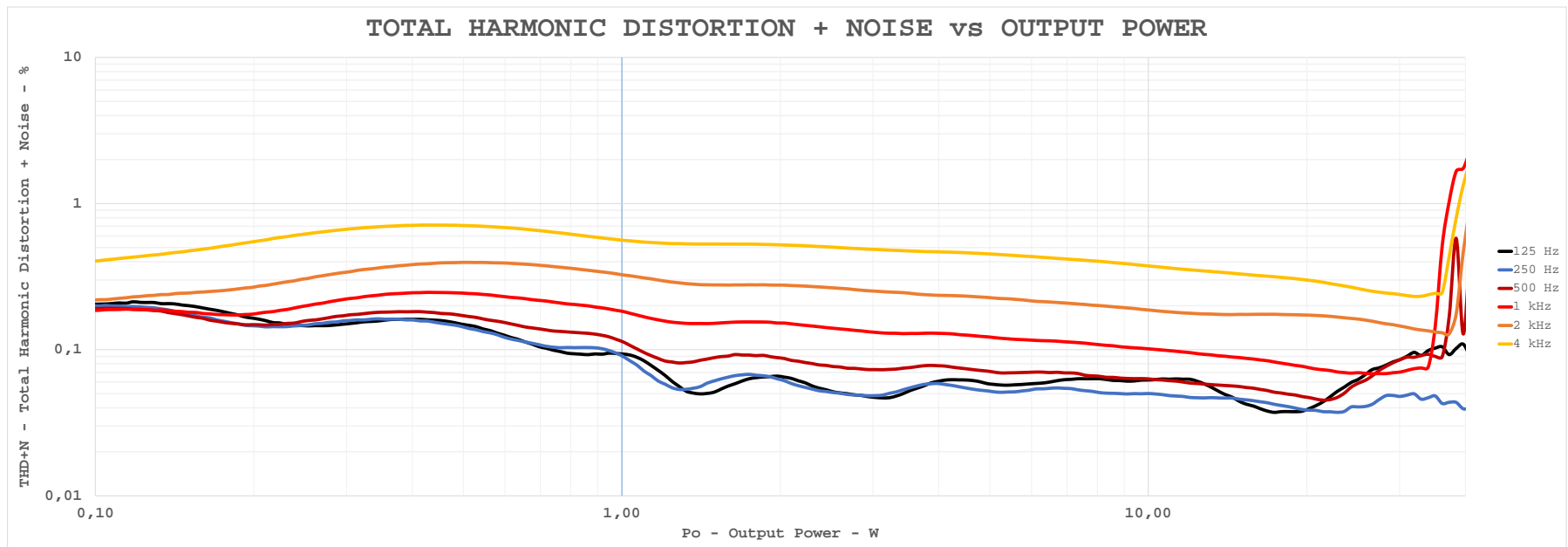
**Series FF**

**Audio**

**Measurements**

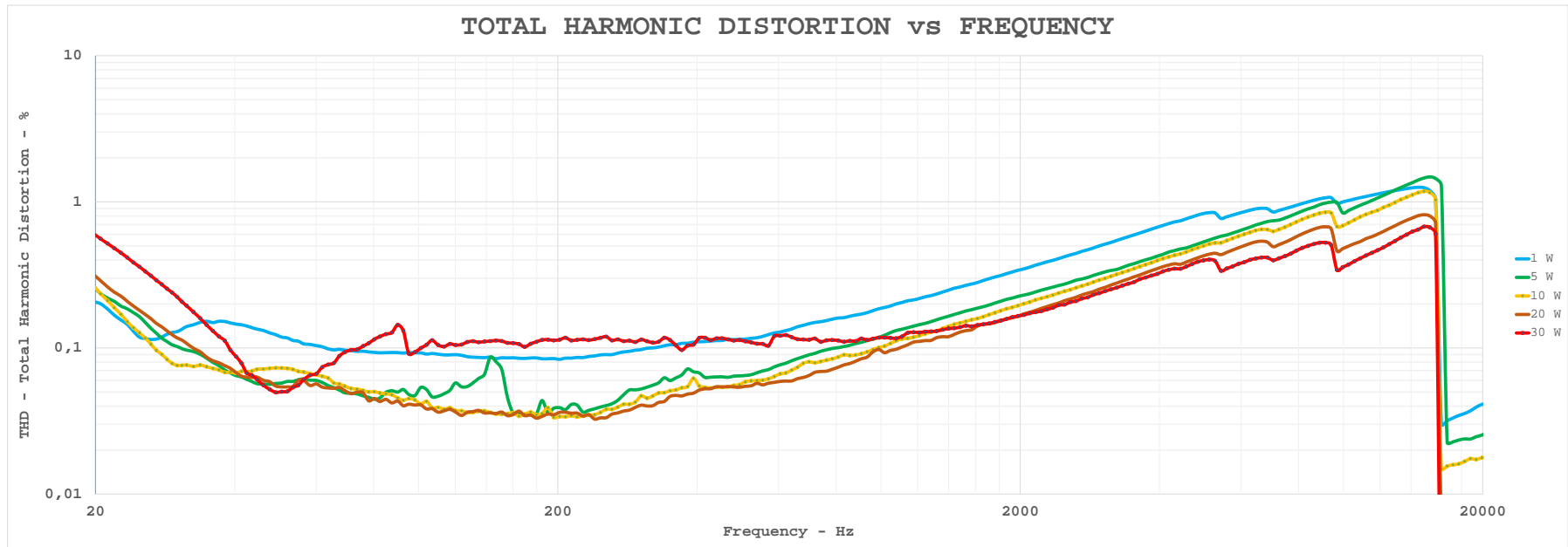
# Table of Contents

- 1. THD + Noise vs. Output Power**
- 2. THD vs. Frequency**
- 3. SMPTE Intermodulation Distortion vs. Output Power**
- 4. Linearity Test: dBFS(Y) vs. dBFS(X)**
- 5. Linearity Test: dBFS(Y/X) vs. dBFS(X)**
- 6. Integrated Noise vs. Frequency**



**MEASUREMENT CONDITIONS:**

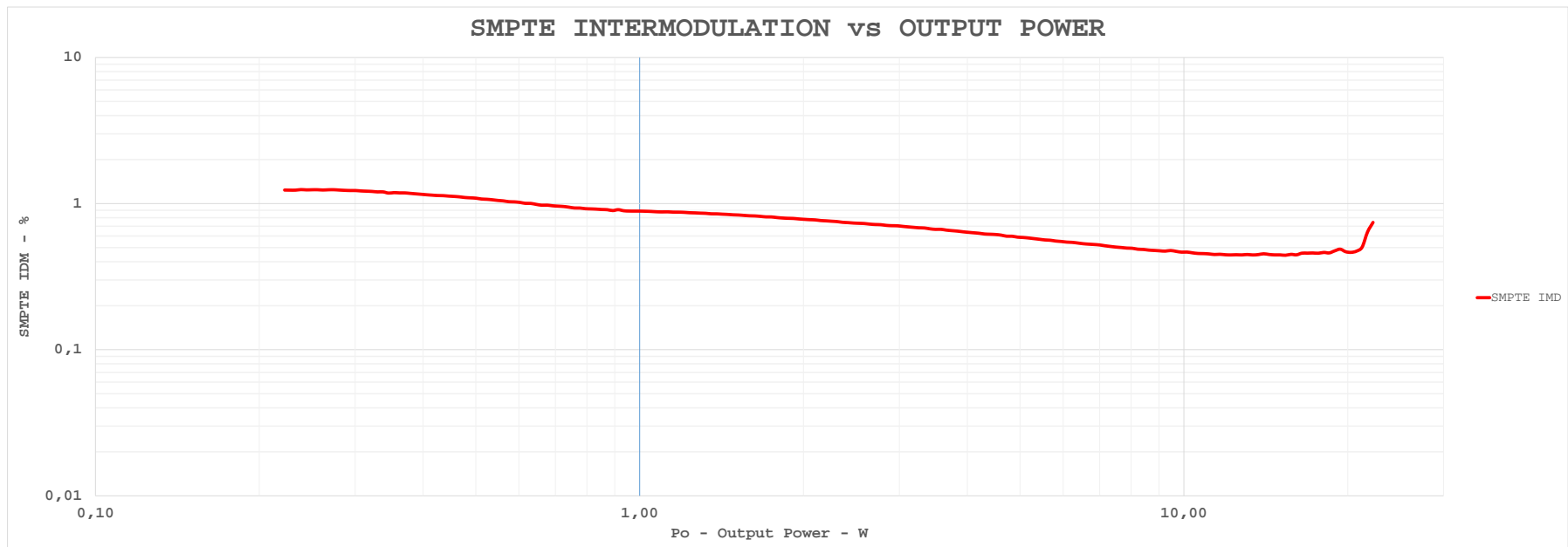
- 1) Series: ASCOLTO FF - Digital Steering Columns
- 2) Input Channel: ASCOLTO Input #1 - Sensitivity 0 dBu (Line Level)
- 3) Amplifier Load: 8 ohm + 66 uH (for each output channel)
- 4) Amplifier Probe: RC Filter Box - Texas Instruments Application Report SLOA107 - April 2004
- 5) Audio Analyzer: Audio Precision System Two SYS2322
- 6) Measure: Distortion vs Amplitude
- 7) Vsupply: 26,30 V at full load (TRACO POWER TXH 360-124)
- 8) Room Condition: 22-25°C, 40%-60% rH



**MEASUREMENT CONDITIONS:**

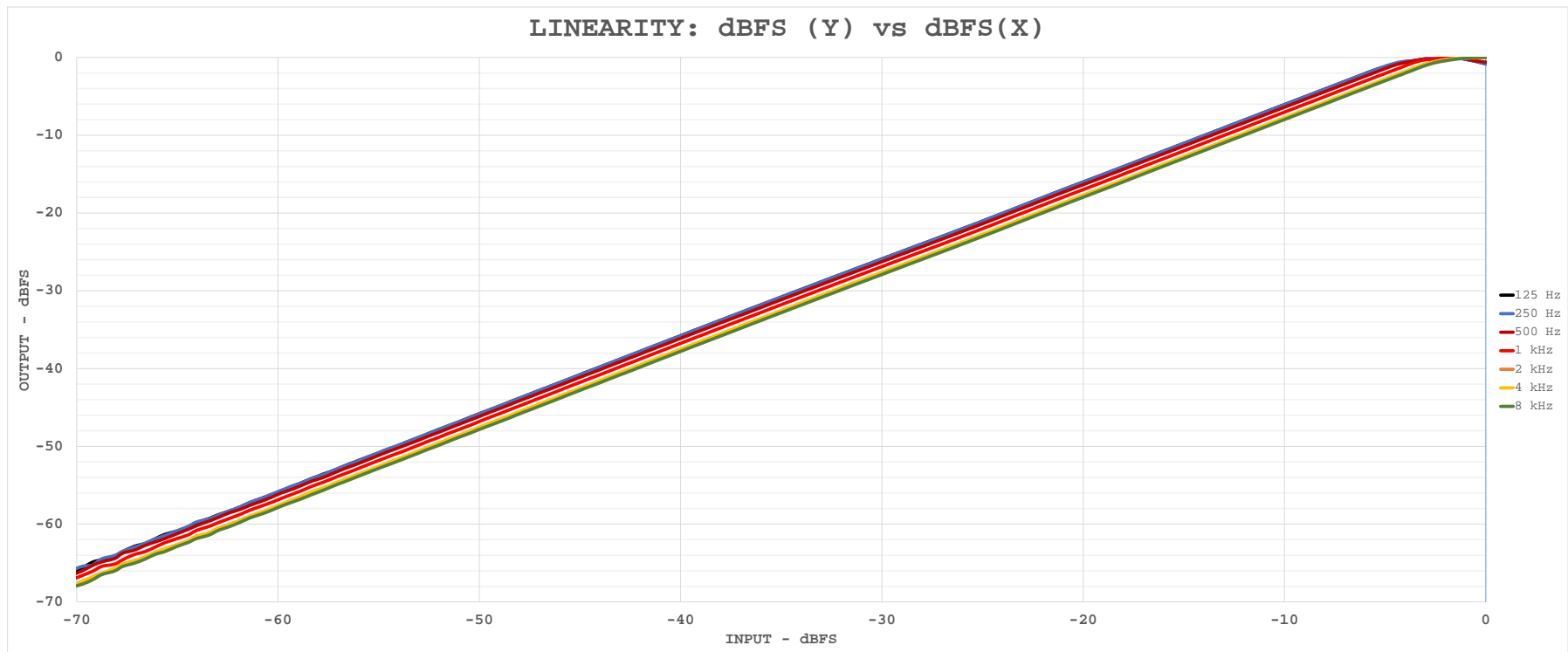
- 1) Series: ASCOLTO FF - Digital Steering Columns
- 2) Input Channel: ASCOLTO Input #1 - Sensitivity 0 dBu (Line Level)
- 3) Amplifier Load: 8 ohm + 66 uH (for each output channel)
- 4) Amplifier Probe: RC Filter Box - Texas Instruments Application Report SLOA107 - April 2004
- 5) Audio Analyzer: Audio Precision System Two SYS2322
- 6) Measure: Distortion vs Frequency
- 7) Vsupply: 26,30 V at full load (TRACO POWER TXH 360-124)
- 8) Room Condition: 22-25°C, 40%-60% rH

**NOTE:** The increased THD+N at low frequencies is primarily due to the 1/f noise



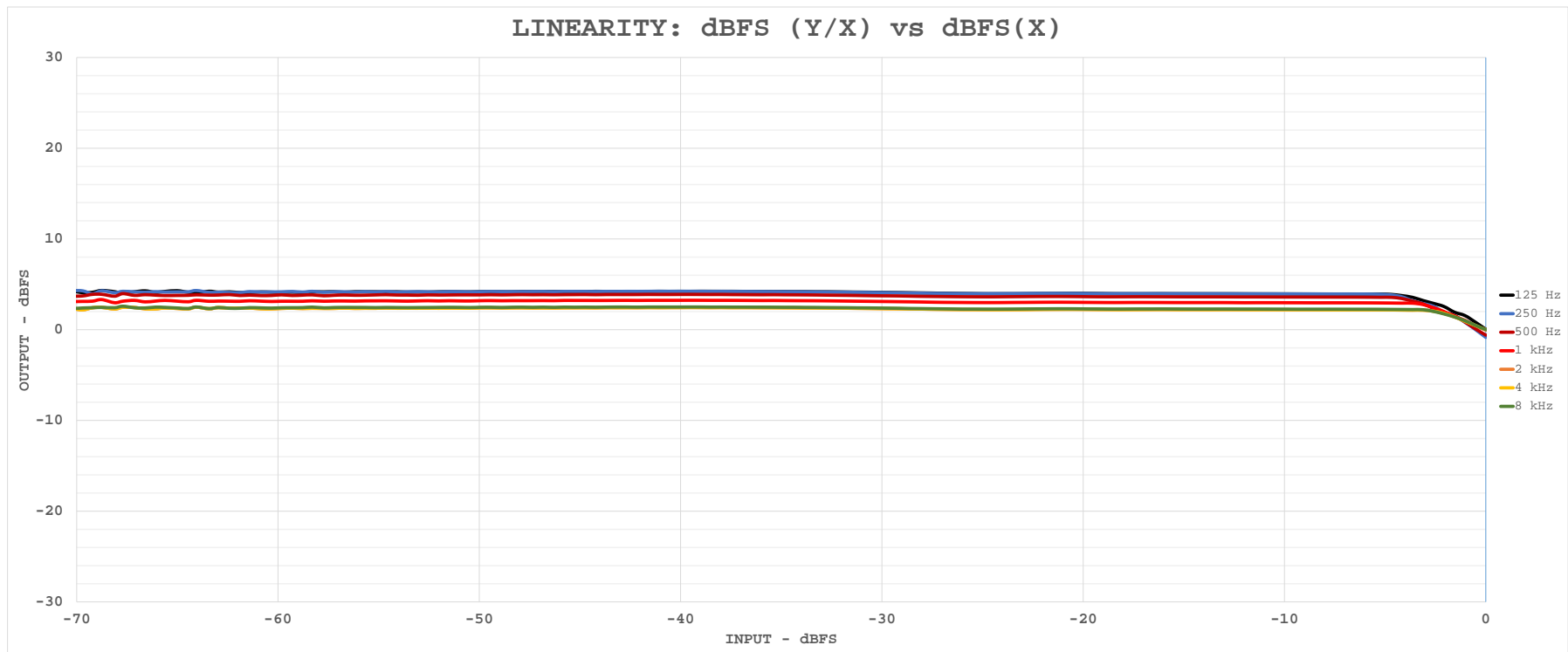
**MEASUREMENT CONDITIONS:**

- 1) Series: ASCOLTO FF - Digital Steering Columns
- 2) Input Channel: ASCOLTO Input #1 - Sensitivity 0 dBu (Line Level)
- 3) Amplifier Load: 8 ohm + 66 uH (for each output channel)
- 4) Amplifier Probe: RC Filter Box - Texas Instruments Application Report SLOA107 - April 2004
- 5) Audio Analyzer: Audio Precision System Two SYS2322
- 6) Measure: SMPTE Intermodulation Distortion vs Output Power
- 7) Vsupply: 26,30 V at full load (TRACO POWER TXH 360-124)
- 8) Room Condition: 22-25°C, 40%-60% rH



**MEASUREMENT CONDITIONS:**

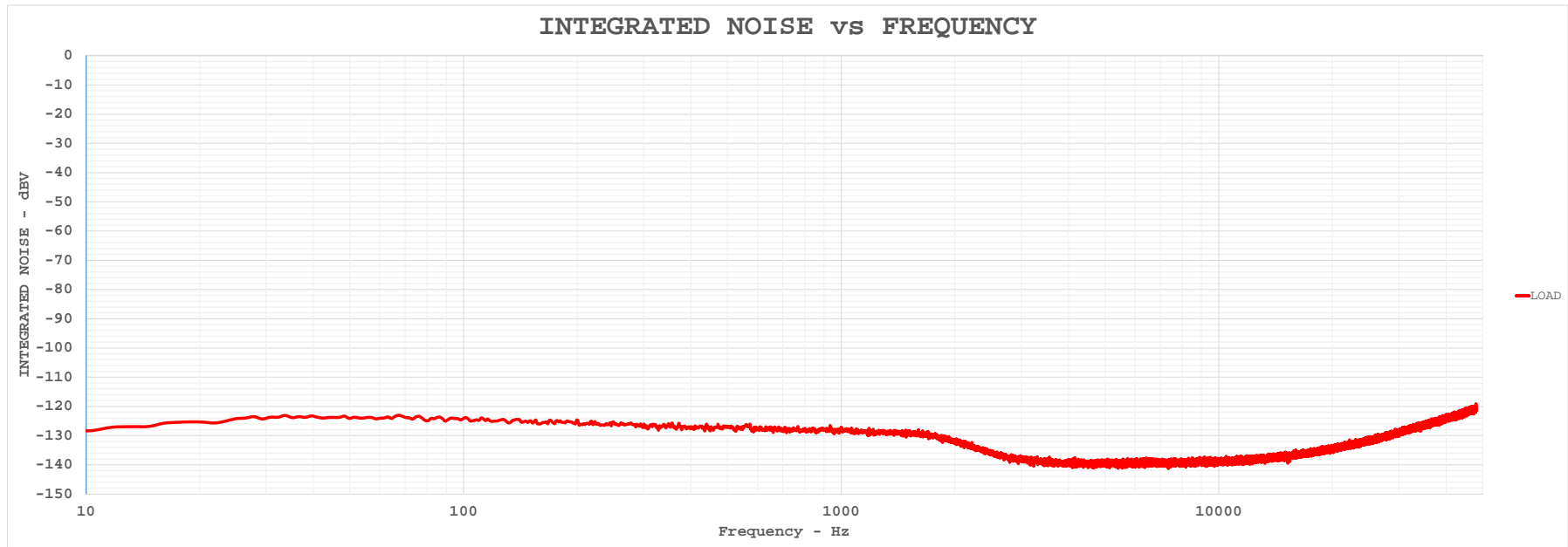
- |                     |   |
|---------------------|---|
| 1) Series:          | ASCOLTO FF - Digital Steering Columns                                     |
| 2) Input Channel:   | ASCOLTO Input #1 - Sensitivity 0 dBu (Line Level)                         |
| 3) Amplifier Load:  | 8 ohm + 66 uH (for each output channel)                                   |
| 4) Amplifier Probe: | RC Filter Box - Texas Instruments Application Report SLOA107 - April 2004 |
| 5) Audio Analyzer:  | Audio Precision System Two SYS2322  |
| 6) Measure:         | Linearity Test: dBFS(Y) vs dBFS(X)  |
| 7) Vsupply:         | 26,30 V at full load (TRACO POWER TXH 360-124)                            |
| 8) Room Condition:  | 22-25°C, 40%-60% rH   |



**MEASUREMENT CONDITIONS:**

- 1) Series: ASCOLTO FF - Digital Steering Columns
- 2) Input Channel: ASCOLTO Input #1 - Sensitivity 0 dBu (Line Level)
- 3) Amplifier Load: 8 ohm + 66 uH (for each output channel)
- 4) Amplifier Probe: RC Filter Box - Texas Instruments Application Report SLOA107 - April 2004
- 5) Audio Analyzer: Audio Precision System Two SYS2322
- 6) Measure: Linearity Test: dBFS(Y/X) vs dBFS(X)
- 7) Vsupply: 26,30 V at full load (TRACO POWER TXH 360-124)
- 8) Room Condition: 22-25°C, 40%-60% rH





**MEASUREMENT CONDITIONS:**

- 1) Series: ASCOLTO FF - Digital Steering Columns
- 2) Input Channel: ASCOLTO Input #1 - Sensitivity 0 dBu (Line Level)
- 3) Amplifier Load: 8 ohm + 66 uH (for each output channel)
- 4) Amplifier Probe: RC Filter Box - Texas Instruments Application Report SLOA107 - April 2004
- 5) Audio Analyzer: Audio Precision System Two SYS2322
- 6) Measure: Integrated Noise vs Frequency
- 7) Vsupply: 26,30 V at full load (TRACO POWER TXH 360-124)
- 8) Room Condition:: 22-25°C, 40%-60% rH

## Notice

ALL AVE GmbH DESIGN SPECIFICATIONS, FILES, DRAWINGS, TABLES, LISTS, AND OTHER DOCUMENTS ARE BEING PROVIDED "AS IS."

AVE GmbH MAKES NO WARRANTIES, EXPRESSED, IMPLIED, STATUTORY, OR OTHERWISE WITH RESPECT TO THE MATERIALS, AND EXPRESSLY DISCLAIMS ALL IMPLIED WARRANTIES OF NONINFRINGEMENT, MERCHANTABILITY, AND FITNESS FOR A PARTICULAR PURPOSE.

Information furnished is believed to be accurate and reliable. However, AVE GmbH assumes no responsibility for the consequences of use of such information or for any infringement of patents or other rights of third parties that may result from its use. No license is granted by implication or otherwise under any patent or patent rights of AVE GmbH. Specifications mentioned in this publication are subject to change without notice. This publication supersedes and replaces all information previously supplied. AVE GmbH products are not authorized for use as critical components in life support devices or systems without express written approval of AVE GmbH Corporation.

## Trademarks

AVE GmbH, "Ascolto" and the AVE logo are trademarks or registered trademarks of AVE GmbH in the Germany and other countries. Other company and product names may be trademarks of the respective companies with which they are associated.

Copyright

© 2025 AVE GmbH. All rights reserved.



**German Technology**

**Made in Germany**



**AVE GmbH**  
**Gustav-Rau-Straße, 6**  
**74321 - Bietigheim-Bissingen**  
**Germany**

**Telefon: +49 (0) 7142-78879-10**

**Fax: +49 (0) 7142-78879-18**

[www.ave-stuttgart.com](http://www.ave-stuttgart.com)

[info@ave-stuttgart.de](mailto:info@ave-stuttgart.de)