


AVE mbH


Digitally Controlled Line Array
Ascolto[®]



A.V.E. mbH

Audio Vertriebs-Entwicklungsgesellschaft

Germany



**Digitally
Controlled
Line Array
Ascolto[®]**

**AH3235
Datasheet**

Table of Contents

1. **Acoustic Specifications**
2. **Electrical Specifications**
3. **General Specifications**
4. **Vertical Beam Pattern**
5. **Attenuation Balloon**
6. **Horizontal Polar Responses**
7. **Vertical Polar Responses**
8. **Schematic Blocks**
9. **Mechanical Details**

1.0 – Acoustic Specifications

Frequency Bandwidth

80 Hz to 20 kHz (± 3 dB)

SPL	Nominal/Peak
	105 dB/108 dB (A-Weighted at 10 m)
	103 dB/106 dB (A-Weighted at 20 m)
	102 dB/105 dB (A-Weighted at 30 m)
	100 dB/103 dB (A-Weighted at 40 m)
	98 dB/101 dB (A-Weighted at 50 m)

Coverage

Horizontal (fixed)	130° (-6 dB average 1 kHz to 4 kHz)
Vertical (adjustable)	Tilting Angle: -60° to 60° Opening Angle: 9° to 40°
Typical Throw	40 m
Maximum Throw	50 m

Dynamic Range

102 dB (f=1 kHz, AES17 filter)

Transducers

Number	32
Diameter	3.5" Full Range
Magnet	Neodymium
Rated Power	30 W (with pink noise, 6 dB crest factor)
Musical Power	60 W
Sensitivity 1 W/1 m	88.7 dB

2.0 – Electrical Specifications

Audio Input 1: Line 0 dBu

Input Level Nominal	0 dBu (2.19 Vpp)
Input Level Maximum	10 dBu (6.92 Vpp)
Type	Balanced
Impedance	20 kΩ at 1 kHz

Audio Input 2: 100 V (Distributed Speaker System)

Input Level Nominal	39.2 dBu (200 Vpp)
Type	Balanced with Transformer
Impedance	20 kΩ at 1 kHz

Power Amplifier

Type	PWM (Class D)
Output Power	32 × 35 W _{rms} (8 Ω)
Power Efficiency	86%
THD+N	0.07% at 10 W _{rms/channel}
Input Signal	Balanced
Channel Protections	Thermal Shutdown ($T_{\text{junction}} > 150^{\circ}\text{C}$) Output Short Circuit

DSP Module

DSP Processors	48 bit Fixed Point DSP 76-bit Internal Accumulator 145 MHz
Sample Rate	48 kHz

A/D Conversion	Resolution: 24 bit Linear PCM Conversion: 1-bit delta-sigma 256x Sample Rate: 48 kHz SNR: 102 dB (A-Weighted)
D/A Conversion	Resolution: 24 bit Linear PCM Conversion: upsampling 128x Sample Rate: 48 kHz SNR: 105 dB (A-Weighted)
Signal Processing	Beam Forming Filtering Input Equalization (10 Biquad) Volume (-120 dB _{FS} to 0 dB _{FS}) Delay (0 m to 30 m, step 0.1 m) Dynamic Compressor 2-Bands Input Signal Activity Detector

Control Module

Processor	32 bit ARM-Cortex M3 RISC 50 MHz
Network Interface	RS485, Half Duplex, 115200 baud/s 120 Ω Parallel Termination (recommended for long distance)
Processor Activities	DSP Firmware Booting DSP Status Monitoring PWM Power Amplifier Functions Controlling PWM Power Amplifier Status Monitoring Audio Input Channel Functions Controlling Auto Stand-By Controlling

RS485 Communication
 Infrared Communication
 Panel LEDs Controlling
 Firmware Updating

Connectors

Audio Inputs Connector	3-pole, 3.81 mm-pitch
Audio Inputs Pinout	pin 1: hot signal (+) pin 2: cold signal (-) pin 3: earth (chassis ground)
RS485 Network Connector	3-pole, 3.81 mm-pitch
RS485 Network Pinout	pin 1: data + pin 2: data - pin 3: digital ground
Mains Connector	IEC 60320 C14 three poles

PSU Module

AC Range	90 VAC to 264 VAC (Universal Input)
Input Frequency	47 Hz to 67 Hz
Efficiency	91% typ at 230 VAC
Input Current at Full Load	8.0 A typ at 115 VAC 4.0 A typ at 230 VAC
Power Consumption	Continuous: 790 VA Idle: 24 VA Stand-By: 4 VA
Protection	Thermal Protection Output Current Limiting Under-Voltage Lock Out
Main Fuse	1 x 6.3 A (slow blow)

3.0 – General Specifications

Mechanical

Height	3197 mm
Width	120 mm
Depth	121 mm
Weight	16.2 Kg (35.7 lbs)
Cabinet	Powder coated aluminum extrusion
Colour	RAL 9010
Special colour	available for an additional charge

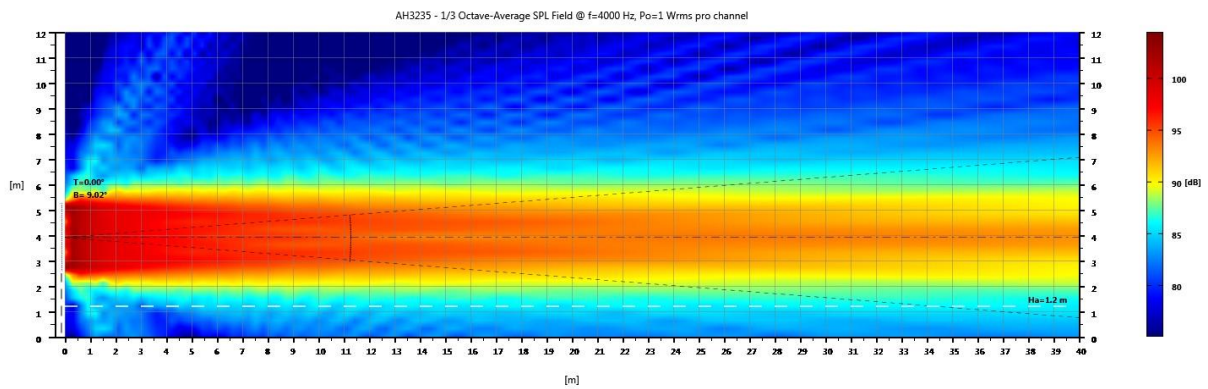
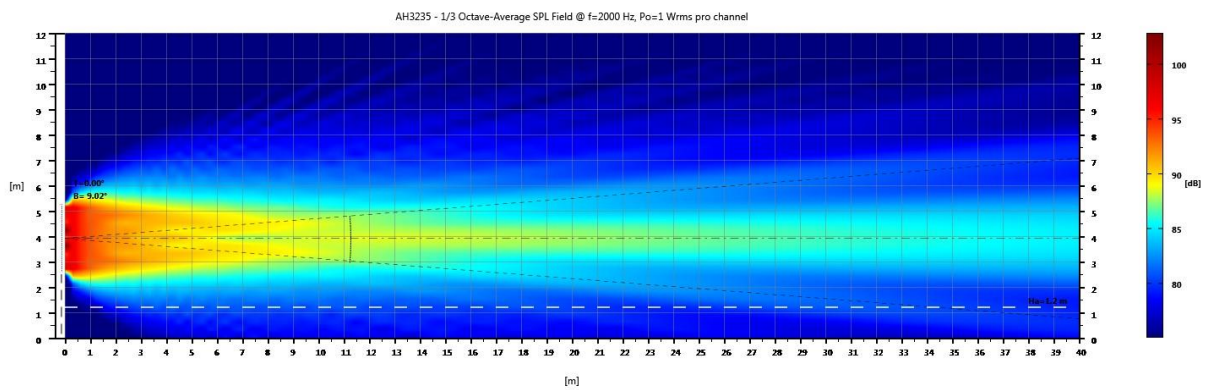
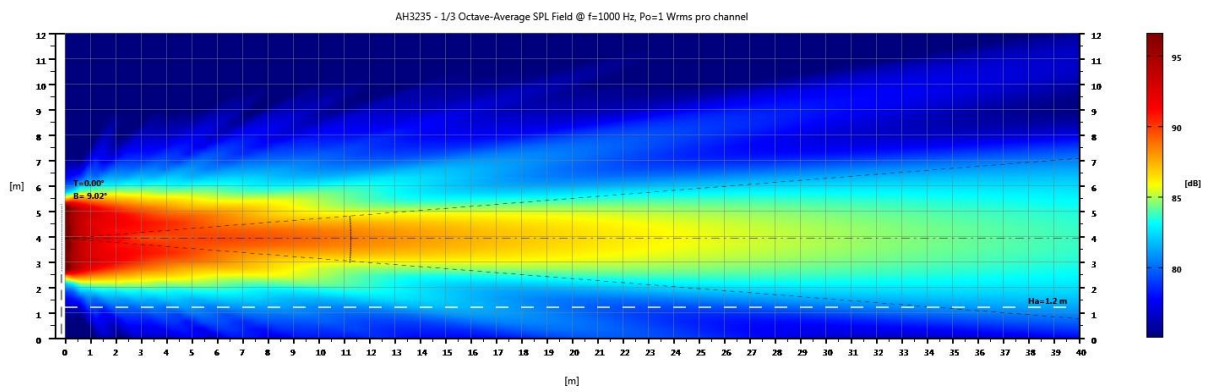
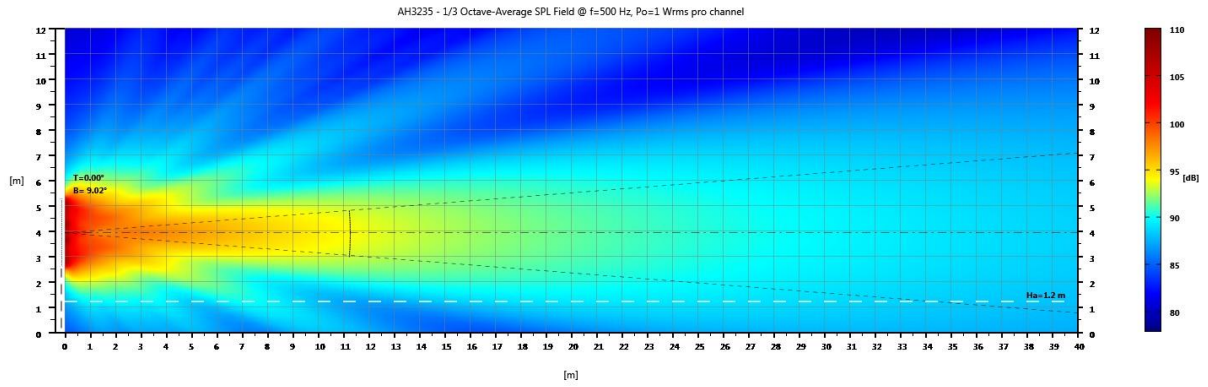
Temperature Range

0°C to 40°C (32°F to 102°F)

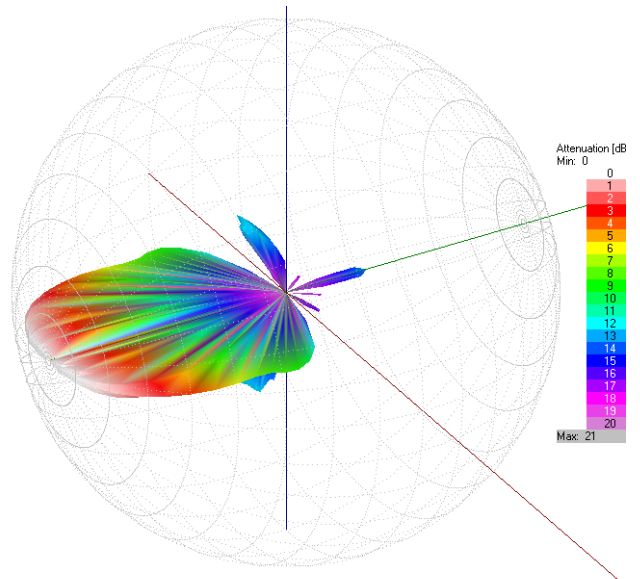
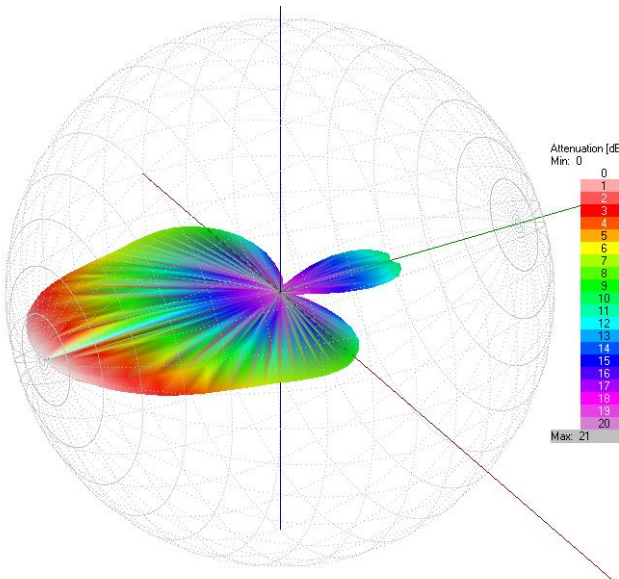
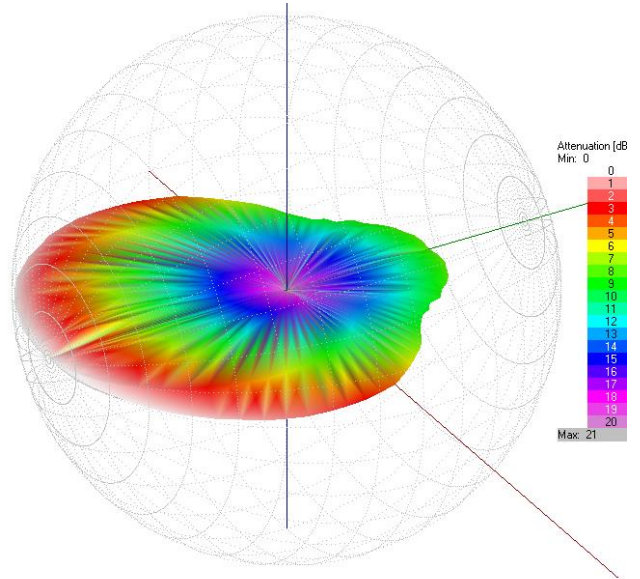
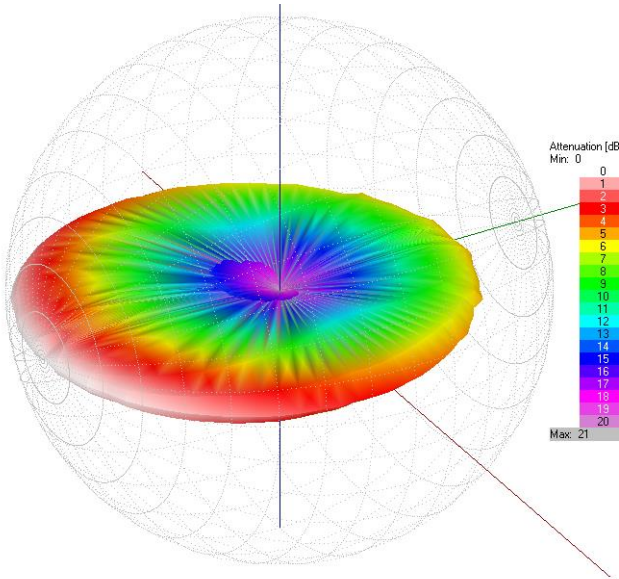
Certificates

CE

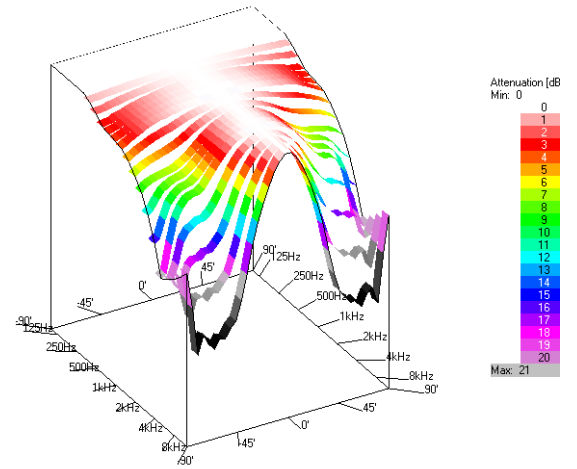
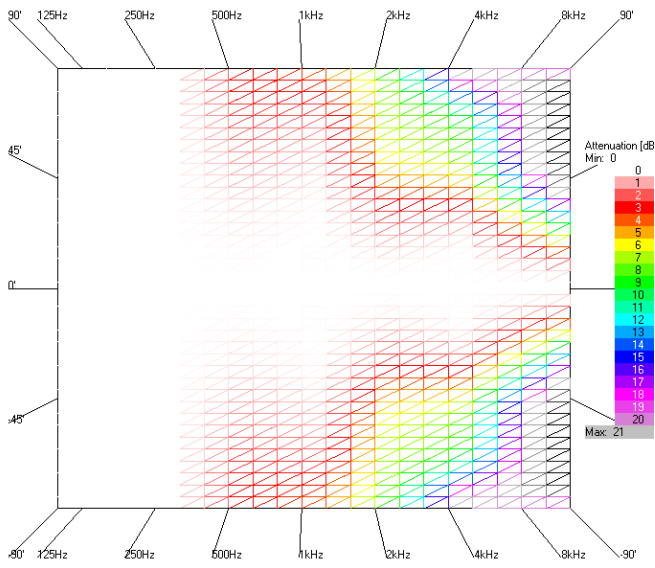
4.0 – Vertical Beam Pattern



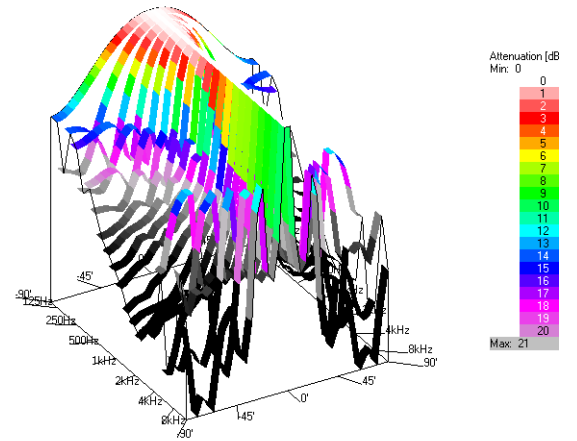
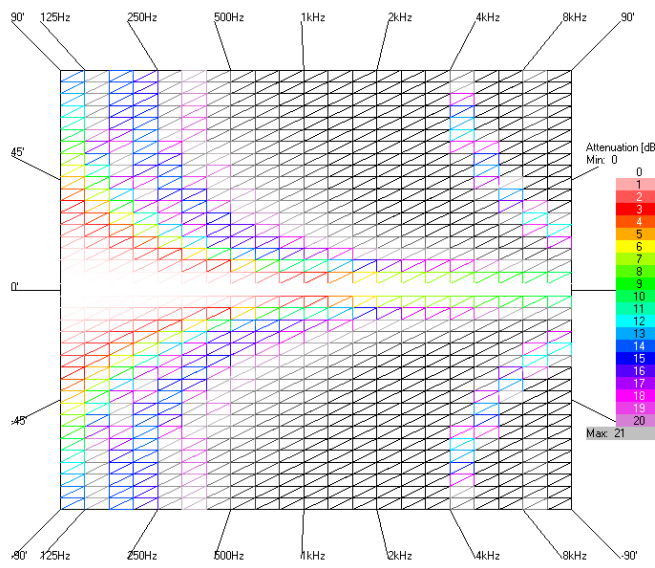
5.0 - Attenuation Balloon



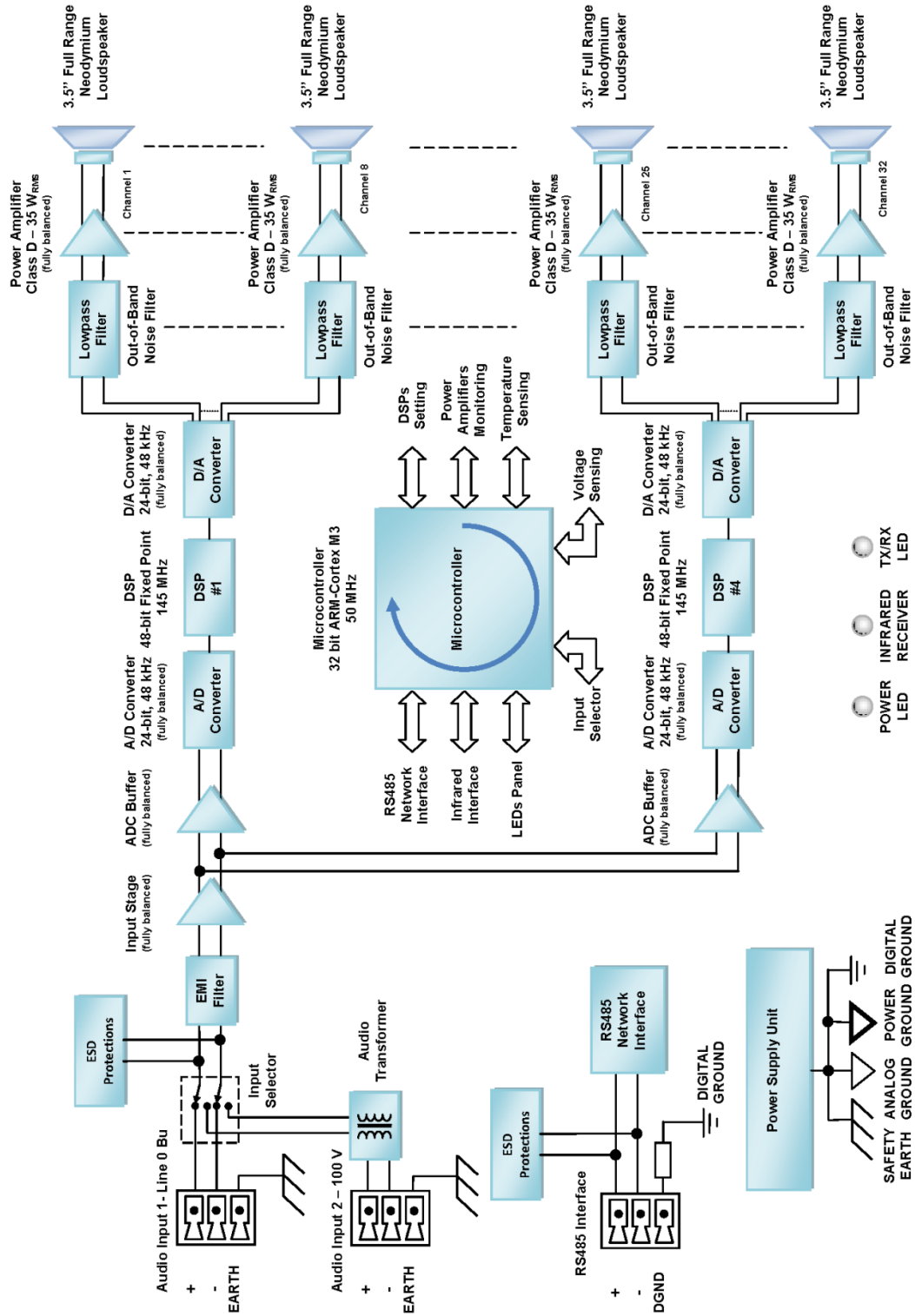
6.0 - Horizontal Polar Responses



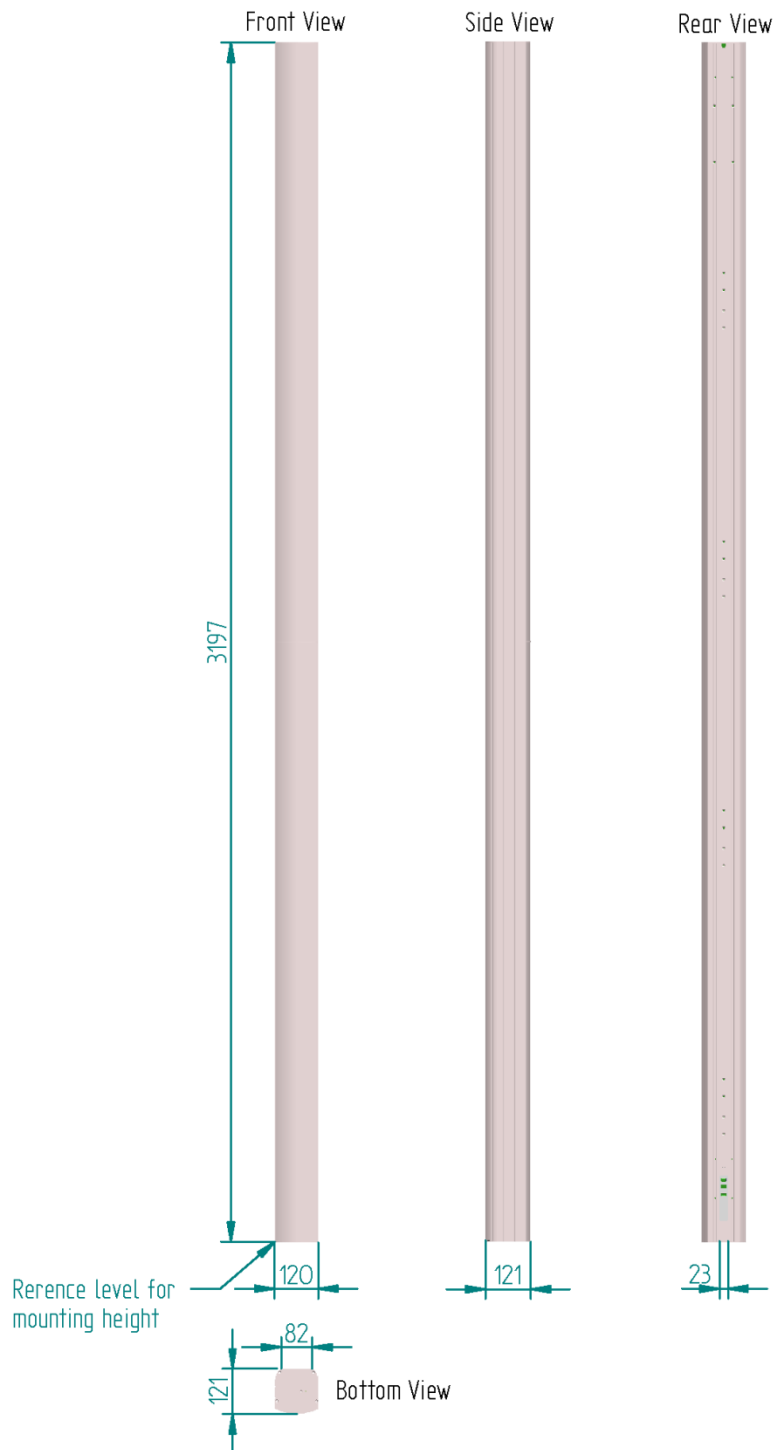
7.0 - Vertical Polar Responses



8.0 – Schematic Blocks



9.0 - Mechanicals Dimensions



Notice

ALL AVE mbH DESIGN SPECIFICATIONS, FILES, DRAWINGS, TABLES, LISTS, AND OTHER DOCUMENTS ARE BEING PROVIDED "AS IS."

AVE mbH MAKES NO WARRANTIES, EXPRESSED, IMPLIED, STATUTORY, OR OTHERWISE WITH RESPECT TO THE MATERIALS, AND EXPRESSLY DISCLAIMS ALL IMPLIED WARRANTIES OF NONINFRINGEMENT, MERCHANTABILITY, AND FITNESS FOR A PARTICULAR PURPOSE.

Information furnished is believed to be accurate and reliable. However, AVE mbH assumes no responsibility for the consequences of use of such information or for any infringement of patents or other rights of third parties that may result from its use. No license is granted by implication or otherwise under any patent or patent rights of AVE mbH. Specifications mentioned in this publication are subject to change without notice. This publication supersedes and replaces all information previously supplied. AVE mbH products are not authorized for use as critical components in life support devices or systems without express written approval of AVE mbH Corporation.

Trademarks

AVE mbH, "Ascolto" and the AVE logo are trademarks or registered trademarks of AVE mbH in Germany and other countries. Other company and product names may be trademarks of the respective companies with which they are associated.

Copyright

© 2020 AVE mbH. All rights reserved.



AVE mbH
Gustav-Rau-Straße, 6
74321 - Bietigheim-Bissingen
Germany

Telefon: +49 (0) 7142-78879-10
Fax: +49 (0) 7142-78879-18

www.ave-stuttgart.com

info@ave-stuttgart.de



AH3235 DATASHEET - V1.1.0 - 06/2020